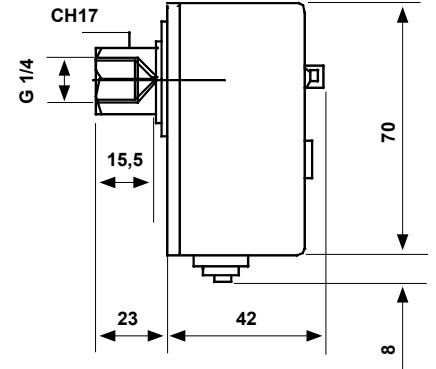
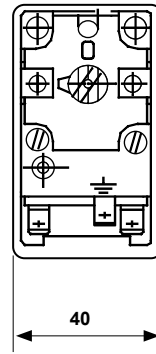


B01...M

Safety pressure switches with manual reset

Pressure switches with stainless steel membrane, suitable for vapour generators, for fluids and inert gases in general.

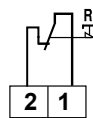


	Range bar	Sensitive element max. pressure bar	Min. differential for reset	Connection G/14	Protection degree	Availability
B01AM	0,7 ÷ 3	6	0,4	flange	IP40	in stock
B01BM	2 ÷ 5,5	7	0,6	flange	IP40	in stock
B01CM	3 ÷ 7	9	0,6	flange	IP40	in stock
B01DM	4 ÷ 15	18	1	flange	IP40	in stock
B01AM4	0,7 ÷ 3	6	0,4	threaded	IP40	on request
B01BM4	2 ÷ 5,5	7	0,6	threaded	IP40	on request
B01CM4	3 ÷ 7	9	0,6	threaded	IP40	on request
B01DM4	4 ÷ 15	18	1	threaded	IP40	on request

1 Bar = 100Kpa

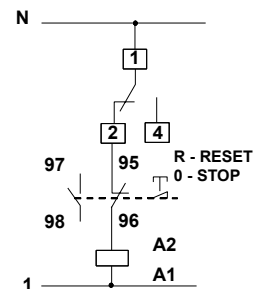
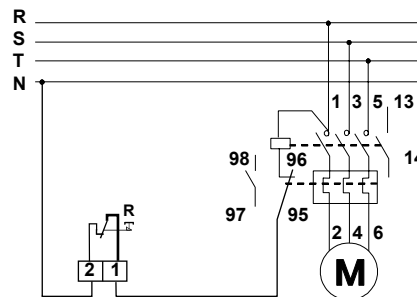
ELECTRICAL FEATURES

Snap action SPDT microswitch with manual reset, contacts in silver alloy.



Nominal insulation tension	U _i 380V~		
Continuous duty nominal current	I _{th} 15A		
Operating nominal current I _e	220V~	250V~	380V~
Resistive load	AC-12	-	10A 10A
Inductive load	AC-15	-	0,2A 1,5A
Continuous current	DC-13	0,2A	-

EXAMPLE OF ELECTRICAL WIRING



HOMOLOGATION AND STANDARDS

Complies with EN 60947-5-1 standards.

Corresponding to the requirements provided in the R.3.B. chapter of the applied technical specifications of D.M. dated December 1st 1975. B01BM with I.S.P.E.S.L. homologation.

INSTALLATION

Direct installation on the pipe.

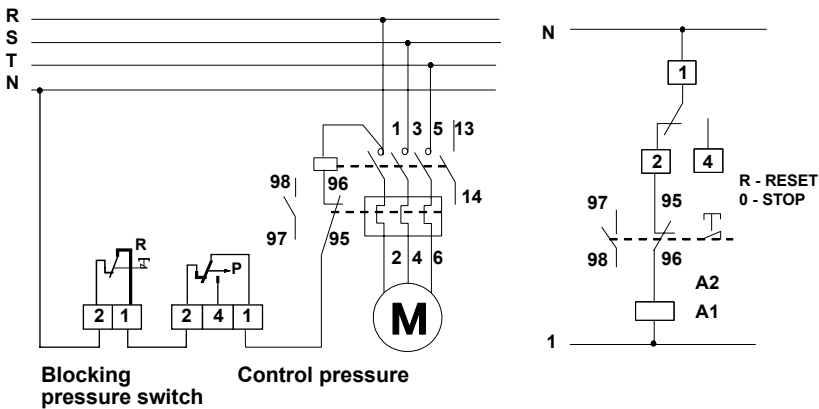
In case of fluid temperatures higher than the maximum allowed, connect the pressure switch to the pipe by inserting a metallic spiral between the pressure switch and the pipe to facilitate heat dispersion.

OPERATION

When it is reached the blocking value of the pressure: 1-2 opens.

To reset wait until the pressure drops below differential's value and operate the reset button.

CONNECTION EXAMPLE OF B01M COMBINED WITH B01 CONTROL PRESSURE SWITCH



FEATURES

- Elements in contact with the fluid are in stainless steel, laser welded.
- Base, cover in V0 self-extinguishing, shockproof thermoplastic material.
- Output connections with PVC cable gland.
- Sensing element with stainless steel membrane.
- Internal regulation: the cover is made to be welded after setting and testing.
- Maximum temperature of the controlled fluid 120 °C.
- Pressure switch body admissible temperature -35 ÷ 80 °C.
- Storage and transport temperature -35 ÷ 80 °C.
- Unit weight 0,14 Kg.

ACCESSORIES



303298LA

G1/2 cable gland in V0 self-extinguishing, shockproof thermoplastic material for output connections.